




Contents

- Navigation 2
 - Navigation Menu 2
 - Navigation Tool 3
 - Breadcrumbs 4
- Space Inventory at the District Level 5
 - District Summary 6
 - Edit District Summary 7
 - Campus List 8
 - Land & Locations Grid 8
- Space Inventory at the Campus Level 9
 - Campus Summary 10
 - Edit Campus Summary 11
 - ASF Summary 11
 - Building Grid 11
- Space Inventory at the Building Level 12
 - Building Summary 13
 - Edit Building Summary 14
 - Move Building 14
 - ASF Summary 15
 - Room Grid 15
- Reports 16
 - Building Reconciliation Report 17
 - Building Summary Report 18
 - Room Detail Report 18
 - Space Inventory by Room Type Report 19

Space Inventory by TOP Code Report.....	19
Temporary Buildings Report	20
Unassigned Space Report.....	21

Navigation

The primary mode of switching the currently selected District, Campus or Building in FUSION2 is using the Navigation Button  Navigation ▼ in the top left corner in FUSION2. This takes the place of the tree-based navigation in FUSION 1.0, and provides an extensible, responsive mode of navigation that accommodates touch-based interfaces as well as traditional desktops. The navigation screen allows users to switch between the Space Inventory screens at various levels (CCCCO, District, Campus and Buildings) using an intuitive, drill-down/drill-up mechanism that maximizes the information shown based on the device used to access FUSION2.

The following navigation features are explained:

- [Navigation Menu](#)
- [Navigation Tool](#)
- [Breadcrumbs](#)

Navigation Menu

The screenshot below shows the navigation menu for a FPU user who is currently at the District-level page for Cabrillo District. From this page, there are 3 possible actions that the user can logically take for working with the Space Inventory:

1. Go to the main FPU page.
2. Bring up the Navigation tool to switch from Cabrillo to a different district (and possibly drill down into campus/building information for that district).
3. Bring up the Navigation tool to pick a campus page for a campus within Cabrillo District (and possibly drill down into buildings for that campus).

As shown below, these 3 options are provided as shortcuts when the user clicks on Navigation. Similar shortcuts are shown for every page in the Space Inventory, customized to the permission set of the logged-in user.

Navigation Reports CCCCCO >> Cabrillo District

Community College District

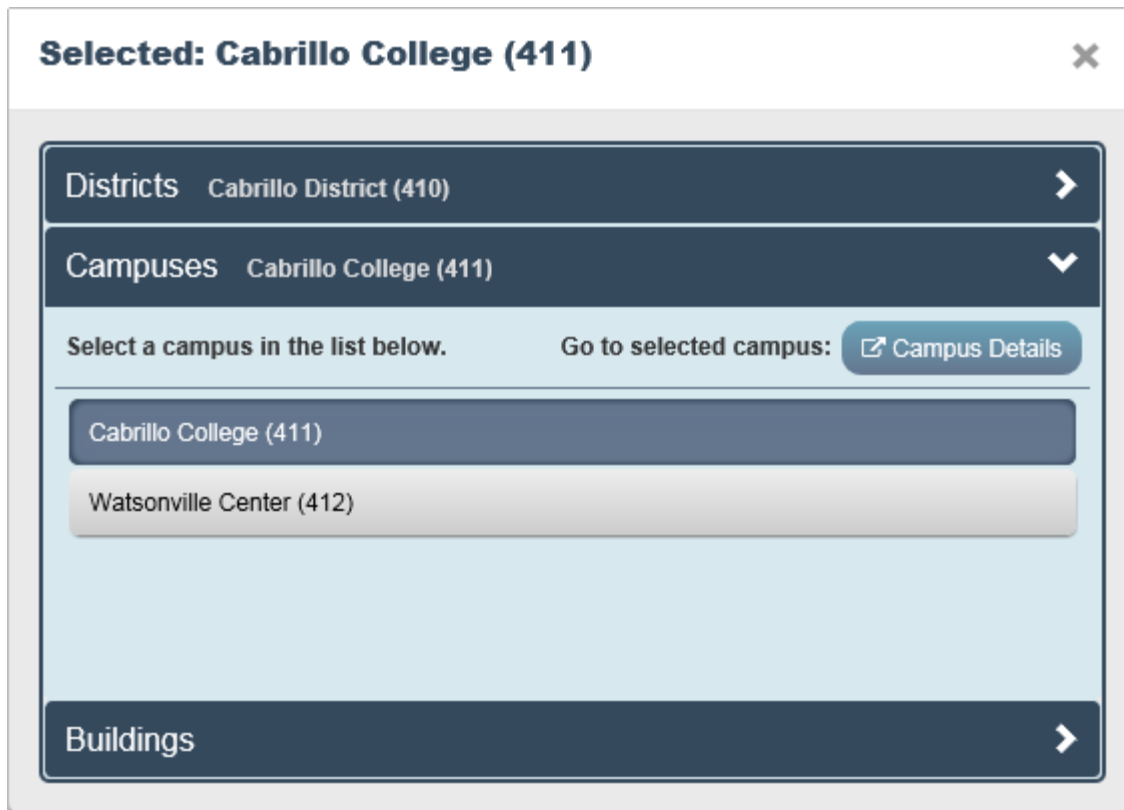
CEO: Dr. Laurel Jones Contact Person: Joe Nugent
Title: Superintendent/President Phone No.: (831) 479-6465
Approved Sites: 2 Buildings: 60 Rooms: 1,240

Campus		
Campus	Type	Size
411 - Cabrillo College	Campus	L

Navigation Tool

If the Navigation Tool is accessed, it opens up with the appropriate list in accordance with the shortcut used to access it. For example, the screenshot below shows the Navigation tool accessed using the "Select a Campus" link from the Cabrillo district page. From here, the user can either:

1. Select a campus in Cabrillo district and click the Campus Details button to view the campus details page for that campus.
 2. Select a campus in Cabrillo district, and link on the "Buildings" selector below to drill down into Building-level pages for that campus.
 3. Click on the "Districts" selector above to explore a different district from Cabrillo District (should the user have permissions to more than one district).
- Similar drill-up/drill-down choices are available from the Navigation tool regardless of method of access. **Note that once the user is within the Navigation tool, any district, building or campus which the user has permissions to access will be available by drilling up or down and making appropriate selections as shown.**



Breadcrumbs

FUSION2 also provides direct links to go back up from:

1. The Campus Page to the District page for the parent district for that campus.
2. The Building Page to the Campus page or the District page for the parent Campus/District for that building.
3. (FPU users only) The Building, Campus or District page to the FPU page.

These direct links can be accessed through the breadcrumbs-style links shown at the top of the FUSION2 space inventory pages as illustrated in the screenshot below. This screenshot shows a FPU user viewing a Building page at Contra Costa College, and the links highlighted at the top of the page allow the user to directly go the District page for Contra Costa district and the Campus page for Contra Costa College with a single click. If the user desires to change the campus or the district, the Navigation tool must be used as described above.

HEALTH SCIENCES

BUILDING SUMMARY

Abbreviation:	HS	Status:	A	Plan Type:	P	Total Gross SF
Year Built:	1973	Last Add:	N/A	Efficiency:	73.45%	Total Assignabl
Rooms:	16	Construction:	Wood Frame			Total Assignabl
Assessment Notes:						

[View Building ASF \(Title V & Lab\)](#)

Space Inventory at the District Level

The District level Space Inventory screen is available to users who have District-level permissions for a given district. At the district level, users can do the following:

- [View summary information about a district](#)
- [Edit district summary fields](#)
- [View campus list](#)
- [View/edit district land and locations](#)

Contra Costa Community College District

PLANNING YEAR: 2017-18 (SI 2015-16) ▾

DISTRICT SUMMARY ✎

DISTRICT CODE 310 ▾

CEO:	Helen Benjamin	Contact Person:	Ray Pyle
Title:	Chancellor	Phone No.:	(925) 229-6842
Approved Sites:	6	Buildings:	99 Rooms: 2,518
Total Gross SF:	1,592,035	Address:	500 Court Street Martinez, CA 94553
Total Assignable SF:	1,092,623		
Total Assignable Stations:	23,865		

Campus List					
Campus	Type	Size	ASF	OGSF	Stations
311 - Contra Costa College	Campus	L	244,885	420,447	4,623
312 - Diablo Valley College	Campus	L	486,008	686,673	10,912
313 - Los Medanos College	Campus	L	279,859	366,712	5,585
314 - Contra Costa District Office *	District Office	S	16,693	36,681	161
315 - San Ramon Center	Center		47,457	60,000	1,851
316 - Brentwood Education Center	Campus with District Office		17,721	21,522	733

Hide Campus List

LAND & LOCATIONS

EXCEL PDF

Action	Description ▾	Acre ▾	Street Address ▾	City, State, Zip ▾	Type ▾
✎ 🏠	Acalanes Adult Education Center	0.00	1963 Tice Valley Blvd.	Walnut Creek	I - Instruction location
✎ 🏠	Alhambra High School	0.00	150 E St.	Martinez	I - Instruction location
✎ 🏠	Antioch High School	0.00		Antioch CA	I - Instruction location
✎ 🏠	Brentwood Center (Leased)	0.00	101A Sand Creek Rd.	Brentwood CA	I - Instruction location
✎ 🏠	Calvary Christian Center	0.00	4892 San Pablo Valley Road	El Sobrante CA	I - Instruction location
✎ 🏠	Campolindo High School	0.00	300 Moraga Rd.	Moraga CA	I - Instruction location
✎ 🏠	Community Presbyterian Church, Preschool Center	0.00	Danville Ca		I - Instruction location

➕ ADD LAND/LOCATION

District Summary

The summary section contains summary information about the district. Click the chevron ▾ to show/hide the summary section.

DISTRICT SUMMARY ✎

DISTRICT CODE 310 ▾

CEO:	Helen Benjamin	Contact Person:	Ray Pyle
Title:	Chancellor	Phone No.:	(925) 229-6842
Approved Sites:	6	Buildings:	99 Rooms: 2,518
Total Gross SF:	1,592,035	Address:	500 Court Street Martinez, CA 94553
Total Assignable SF:	1,092,623		
Total Assignable Stations:	23,865		

There are two different types of information displayed in the summary section: editable and generated data.




Editable data includes:

- District Name
- CEO
- Title
- Contact Person
- Phone number
- Address
- City
- Zip Code

Generated data is computed automatically by FUSION and includes:

- District Code
- Number of Approved Sites
- Total Buildings
- Total Rooms
- Total Gross SF
- Total Assignable SF
- Total Assignable Stations

Edit District Summary

Click the pencil icon  to edit the district summary fields. Once you are done editing the data, either save the changes by clicking the check mark  or abandon the changes by clicking the x .

Contra Costa Community College Dis

PLANNING YEAR: 2019-2020 (SI 2016-2017) ▼

DISTRICT SUMMARY ✔ ✘

DISTRICT CODE 310 ▼

CEO:	Helen Benjamin	Contact Person:	Ray Pyle
Title:	Chancellor	Phone No.:	(925) 229-6842
Approved Sites:	8	Buildings:	132 Rooms: 2,491
Total Gross SF:	5,164,707	Address:	500 Court Street
Total Assignable SF:	1,091,705	City:	Martinez
Total Assignable Stations:	25,881	Zip Code:	94553

Campus List

The campus list shows all campuses in the district. Click the [Hide Campus List](#) link to hide the list.

Campus List					
Campus	Type	Size	ASF	OGSF	Stations
311 - Contra Costa College	Campus	L	244,885	420,447	4,623
312 - Diablo Valley College	Campus	L	486,008	686,673	10,912
313 - Los Medanos College	Campus	L	279,859	366,712	5,585
314 - Contra Costa District Office *	District Office	S	16,693	36,681	161
315 - San Ramon Center	Center		47,457	60,000	1,851
316 - Brentwood Education Center	Campus with District Office		17,721	21,522	733

[Hide Campus List](#)

Land & Locations Grid



The land & locations grid displays information about land and locations in the district. The data displayed in the grid can be sorted by clicking a column heading. Clicking a heading more than once toggles between ascending and descending sort order. The data can also be filtered by clicking the filter icon ▼ in a column heading.

LAND & LOCATIONS

EXCEL PDF



Action	Description ▼	Acre ▼	Street Address ▼	City, State, Zip ▼	Type ▼
	Acalanes Adult Education Center	0.00	1963 Tice Valley Blvd.	Walnut Creek	I - Instruction location
	Alhambra High School	0.00	150 E St.	Martinez	I - Instruction location
	Antioch High School	0.00		Antioch CA	I - Instruction location
	Brentwood Center (Leased)	0.00	101A Sand Creek Rd.	Brentwood CA	I - Instruction location
	Calvary Christian Center	0.00	4892 San Pablo Valley Road	El Sobrante CA	I - Instruction location
	Campolindo High School	0.00	300 Moraga Rd.	Moraga CA	I - Instruction location
	Community Presbyterian Church, Preschool Center	0.00	Danville Ca		I - Instruction location


ADD LAND/LOCATION

To export the grid to Excel or PDF, click one of the export icons  EXCEL  PDF .

To edit a row in the grid, click the pencil icon  in the desired row to make the fields editable:

  Acalanes Adult Education Center 0.00 1963 Tice Valley Blvd. Walnut Creek I - Instruction location ▼

After you are done editing the data, either save the changes by clicking the check mark  or abandon the changes by clicking the x .

To delete a row from the grid, click the trash can icon  in the desired row.

To add a new land/location, click the  ADD LAND/LOCATION link below the grid.

Space Inventory at the Campus Level

At the campus level, users can do the following:

- [View summary information about a campus](#)
- [Edit campus summary fields](#)
- [View summarized ASF/stations by Title V, and lab ASF/WSCH by TOP code](#)
- [View/edit campus buildings](#)

Contra Costa College

PLANNING YEAR: 2019-2020 (SI 2016-2017) ▼

CAMPUS SUMMARY 


























CAMPUS CODE 311 ▼

Year Built:	1982	Total Gross SF:	2,389,055
Type:	Campus	Total Assignable SF:	246,284
Office Size:	S	Lecture Size:	S
Total WSCH:	107,156	Total Assignable Stations:	6,652
Library AV/TV Allocated:	Yes	Assembly District No.:	14
Buildings:	60	Rooms:	553
		Senate District No.:	9
		Congressional District No.:	7

View Campus ASF (Title V & Lab)


BUILDING INFORMATION

 EXCEL  PDF

Action	Bldg # ▼	Abbr ▼	Bldg Name ▼	Year Built ▼	Last Addition ▼	OGSF ▼	ASF ▼	Efficiency ▼	Rooms ▼	Stations ▼	Status ▼
  	8	FBC	Football Concession	1982	1987	37	 350	945.95%	1	0	A
  	9	BPB	BASEBALL PRESS BOX	1982		91	86	94.51%	1	0	A
  	10	GYM	GYMNASIUM	1957		18,092	17,659	97.61%	4	0	A
  	11	H	HUMANITIES	1954		21,036	13,795	65.58%	59	328	A
  	12	PES	PE STORAGE	1995	2012	2,232	1,868	83.69%	4	0	A
  	15	L	LIBRARY	1963	2008	32,904	28,802	87.53%	62	2,643	A
  	16	B	BIOLOGICAL SCIENCE	1961		19,505	15,400	78.95%	30	257	A
  	17	MAINT	MAINTENANCE SHOPS	1959		5,636	5,423	96.22%	8	1	A

 ADD A BUILDING

Campus Summary

The summary section contains summary information about the campus. Click the chevron  to show/hide the summary section.

CAMPUS SUMMARY 

CAMPUS CODE 311 

Year Built:	1982	Total Gross SF:	2,389,055
Type:	Campus	Total Assignable SF:	246,284
Office Size:	S	Lecture Size:	S
Total WSCH:	107,156	Total Assignable Stations:	6,652
Library AV/TV Allocated:	Yes	Assembly District No.:	14
Buildings:	60	Rooms:	553
		Senate District No.:	9
		Congressional District No.:	7

There are two different types of information displayed in the summary section: editable and generated data.




Editable data includes:

- Campus Name
- Year Built
- Type
- Assembly District Number
- Senate District Number
- Congressional District Number
- Library AV/TV Allocated

Generated data is computed automatically by FUSION and includes:



- Office Size
- Lecture Size
- Total Gross SF
- Total Assignable SF
- Total Assignable Stations
- Total WSCH
- Total Buildings
- Total Rooms

Edit Campus Summary

Click the pencil icon  to edit the campus summary fields. Once you are done editing the data, either save the changes by clicking the check mark  or abandon the changes by clicking the x .

Contra Costa College

PLANNING YEAR: 2019-2020 (SI 2016-2017) ▼

CAMPUS SUMMARY  

CAMPUS CODE 311 ▼



Year Built:	<input type="text" value="1982"/>	Total Gross SF:	2,389,055
Type:	<input type="text" value="Campus"/> ▼	Total Assignable SF:	246,284
Office Size: S Lecture Size: S		Total Assignable Stations:	6,652
		Total WSCH:	107,156
		Library AV/TV Allocated:	<input checked="" type="checkbox"/>
		Buildings: 60 Rooms: 553	
Assembly District No.:	<input type="text" value="14"/>		
Senate District No.:	<input type="text" value="9"/>		
Congressional District No.:	<input type="text" value="7"/>		

ASF Summary

The campus ASF section shows a summary of ASF/stations by Title V category, and lab ASF/WSCH by TOP code. Click the [View Campus ASF \(Title V & Lab\)](#) link to show the ASF section.













Title V			Lab		
Title V Category	On-Campus ASF	Assigned Stations	TOP Code	ASF	Capacity WSCH
Classroom	40,427	1,758	0400 Biological Sciences	9,453	4,023
Laboratory	54,006	1,194	0600 Media and Communications	3,370	1,575
Office	33,704	349	0700 Information Technology	8,349	4,882
Library	22,554	494	0800 Education	344	107
Physical Education	33,994	156	0948 Automotive Technology	4,323	505
AV,TV,Radio	1,521	9	0949 Automotive Collision Repair	4,528	529
Assembly	8,920	291	1000 Fine and Applied Arts	6,642	2,584
Inactive	11,572	2,130	1200 Health	3,297	1,541
All Other	39,604	279	1300 Family and Consumer Sciences	3,549	1,381
Totals	246,302	6,660	1700 Mathematics	1,325	883
			1900 Physical Sciences	7,264	2,826
			2100 Public and Protective Services	962	450
			2200 Social Sciences	600	400
			Totals	54,006	21,686

Building Grid



The building grid displays information about buildings and rooms in the campus. Click the chevron  in a desired row to show room information for the building. The data displayed in the grid can be sorted by clicking a column heading. Clicking a heading more than once toggles between ascending and descending sort order. The data can also be filtered by clicking the filter icon  in a column heading.

BUILDING INFORMATION

 EXCEL  PDF



Action	Bldg #	Abbr	Bldg Name	Year Built	Last Addition	OGSF	ASF	Efficiency	Rooms	Stations	Status
  	16	B	BIOLOGICAL SCIENCE	1961		19,505	15,400	78.95%	30	257	A
  	17	MAINT	MAINTENANCE SHOPS	1959		5,636	5,423	96.22%	8	1	A
  	20	M	MUSIC	1964	2013	14,522	8,242	56.76%	30	280	A
  	21	P SCI	PHYSICAL SCIENCE	1957	1974	21,430	15,120	70.56%	43	416	A
Room #	Room Use	TOP/CSS		ASF	Stations	Department	Program	Status			
1	215 Class Lab Service	1901 Physical Sciences, General		551	40	01	11	A			
2	730 Storage	0099 General Assignment		297	0		11	A			
4	215 Class Lab Service	1905 Chemistry, General		189	0	01	11	A			
5	210 Class Lab	1905 Chemistry, General		1,326	32	01	11	A			
6	210 Class Lab	1905 Chemistry, General		1,326	24	01	11	A			

[+ ADD A BUILDING](#)

To export the grid to Excel or PDF, click one of the export icons  EXCEL  PDF .

To edit a row in the grid, click the pencil icon  in the desired row to make the fields editable:

  	<input type="text" value="15"/>	<input type="text" value="L"/>	<input type="text" value="LIBRARY"/>	<input type="text" value="1963"/>	<input type="text" value="2008"/>	<input type="text" value="32904"/>	28,802	87.53%	62	2,643	<input type="text" value="A - Ac"/>
---	---------------------------------	--------------------------------	--------------------------------------	-----------------------------------	-----------------------------------	------------------------------------	--------	--------	----	-------	-------------------------------------

After you are done editing the data, either save the changes by clicking the check mark  or abandon the changes by clicking the x .

To delete a row from the grid, click the trash can icon  in the desired row.

To add a new building, click the [+ ADD A BUILDING](#) link below the grid.

If a cell in the grid contains a warning icon , click the icon to view the message.

Space Inventory at the Building Level

At the building level, users can do the following:

- [View summary information about a building](#)
- [Edit building summary fields](#)
- [Move a building to a different campus](#)
- [View summarized ASF/stations by Title V, and lab ASF/WSCH by TOP code](#)
- [View/edit rooms](#)

LIBRARY

PLANNING YEAR: 2019-2020 (SI 2016-2017) ▼

BUILDING SUMMARY













BUILDING 15 ▼

Abbreviation:	L	Status:	A	Plan Type:	P
Year Built:	1963	Last Add:	2008	Efficiency:	87.53%
Rooms:	62	Construction:	Fire resistive - Concrete		
Total Gross SF:	32,904	Location:	College/Campus		
Total Assignable SF:	28,802	Condition:	Satisfactory		
Total Assignable Stations:	2,643	Ownership:	Owned in fee simple		
Assessment Notes: Please provide an updated drawing					

View Building ASF (Title V & Lab)

ROOM INFORMATION

 EXCEL  PDF

Action	Prefix	Room # ▼	Suffix	Description ▼	Room Use Code ▼	TOP/CSS Code ▼	Stations ▼	ASF ▼	Dept. ▼	Program ▼	Assess. Notes ▼	Status ▼
 		1		Office	Office		0	343				U
 		2		A/V	A/V		0	0				U
 		3		Class Lab	Class Lab		0	660				U
 		4		A/V	A/V		0	0				U
 		5		Meeting Room	Meeting Room		0	340				U
 		6		Processing Room	Processing Room		0	848				U

 ADD A ROOM

Building Summary

The summary section contains summary information about the building. Click the chevron ▼ to show/hide the summary section.

BUILDING SUMMARY

BUILDING 15 ▼

Abbreviation:	L	Status:	A	Plan Type:	P
Year Built:	1963	Last Add:	2008	Efficiency:	87.53%
Rooms:	62	Construction:	Fire resistive - Concrete		
Total Gross SF:	32,904	Location:	College/Campus		
Total Assignable SF:	28,802	Condition:	Satisfactory		
Total Assignable Stations:	2,643	Ownership:	Owned in fee simple		
Assessment Notes: Please provide an updated drawing					

There are two different types of information displayed in the summary section: editable and generated data.

Editable data includes:




- Building Name
- Building Number
- Abbreviation
- Year Built
- Last Addition Year



- Total Gross SF
- Status
- Plan Type
- Construction
- Location
- Condition
- Ownership
- Assessment Notes

Generated data is computed automatically by FUSION and includes:


- Rooms
- Total Assignable SF
- Total Assignable Stations
- Efficiency

Edit Building Summary

Click the pencil icon  to edit the building summary fields. Once you are done editing the data, either save the changes by clicking the check mark  or abandon the changes by clicking the x .

LIBRARY				PLANNING YEAR: 2019-2020 (SI 2016-2017) ▼	
BUILDING SUMMARY  				BUILDING <input type="text" value="15"/> ▼	
Abbreviation:	<input type="text" value="L"/>	Status:	<input type="text" value="A"/> ▼	Plan Type:	<input type="text" value="P"/> ▼
Year Built:	<input type="text" value="1963"/>	Last Add:	<input type="text" value="2008"/>	Efficiency:	87.53%
Rooms:	62	Construction:	<input type="text" value="Fire resistive - Concrete"/> ▼		
Total Gross SF:	<input type="text" value="32904"/>	Location:	<input type="text" value="College/Campus"/> ▼		
Total Assignable SF:	28,802	Condition:	<input type="text" value="Satisfactory"/> ▼		
Total Assignable Stations:	2,643	Ownership:	<input type="text" value="Owned in fee simple"/> ▼		
Assessment Notes:	<input type="text" value="Plese provide an updated drawing"/>				

Move Building

Click the arrow icon  to display the move building dialog. To move a building, select the new campus and click Continue.

Move Building ✕

Select the new campus for this building:

Brentwood Education Center (316)

Contra Costa District Office* (314) ▲

Diablo Valley College (312)

Los Medanos College (313) ▼

San Ramon Center (315)

You are about to move **LIBRARY (15)** to **Los Medanos College (313)**.

Do you want to continue?

Cancel
Continue


ASF Summary

The building ASF section shows a summary of ASF/stations by Title V category, and lab ASF/WSCH by TOP code. Click the [View Building ASF \(Title V & Lab\)](#) link to show the ASF section.

Title V		
Title V Category	On-Campus ASF	Assigned Stations
Classroom	1,951	98
Laboratory	1,753	60
Office	1,170	33
Library	19,500	409
Physical Education	0	0
AV,TV,Radio	0	0
Assembly	0	0
Inactive	3,957	2,037
All Other	469	4
Totals	28,800	2,641













Lab		
TOP Code	ASF	Capacity WSCH
0600 Media and Communications	807	377
0700 Information Technology	946	553
Totals	1,753	930

Room Grid



The room grid displays information about rooms in the building. The data displayed in the grid can be sorted by clicking a column heading. Clicking a heading more than once toggles between ascending and descending sort order. The data can also be filtered by clicking the filter icon  in a column heading.

ROOM INFORMATION



 EXCEL  PDF

Action	Prefix	Room # ▼	Suffix	Description ▼	Room Use Code ▼	TOP/CSS Code ▼	Stations ▼	ASF ▼	Dept. ▼	Program ▼	Assess. Notes ▼	Status ▼
 		1		Office	Office		0	343				U
 		2		AV	AV		0	0				U
 		3		Class Lab	Class Lab		0	660				U
 		4		AV	AV		0	0				U
 		5		Meeting Room	Meeting Room		0	340				U
 		6		Processing Room	Processing Room		0	848				U

[+ ADD A ROOM](#)

To export the grid to Excel or PDF, click one of the export icons  EXCEL  PDF .

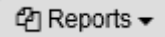
To edit a row in the grid, click the pencil icon  in the desired row to make the fields editable:

After you are done editing the data, either save the changes by clicking the check mark  or abandon the changes by clicking the x .

To delete a row from the grid, click the trash can icon  in the desired row.

To add a new room, click the [+ ADD A ROOM](#) link below the grid.

Reports

Reports can be accessed by clicking the Reports button  which opens a menu with all available reports for the district, campus or building being viewed. Reports will open up in a separate tab in the browser, allowing the user to continue working with the inventory while viewing reports.

FUSION2 Reports provide many different options for customization, as illustrated in the screenshot below. These include:

- The ability to view/download the report as PDF or Excel files. To do this, click on the desired format in the Report Format selection shown. Reports are rendered in HTML by default.
- Many reports provide a filtering mechanism to narrow the set of records shown in the report. If filters are available, they are present as lists allowing either a single selection or multiple selections to be made as shown. Note that multiple filters can be combined by making the appropriate selections.
- Reports can be sorted by different fields using the "Sort by" control in the Report Viewer as shown below.

NOTE: If the Auto Submit checkbox is checked, any change to the report parameters – such as Report Format, Report Filters or Report Sorting will automatically result in a new report being rendered. If you would like to make multiple selections before running the report again, please uncheck the Auto Submit checkbox, make the desired selections, and click the View Report button to re-run the report.

< > 1 / 1 | [Menu]

Report Format: HTML PDF EXCEL

Room Status: A - Active D - Deactivated N - Nonassignable U - Unclassified

Room Use: ALL

TOP/Service: ALL

Sort by: Room Number

View Report Auto-Submit

FUSION2 Space Inventory		Room Detail Report (2017 - 2018)					
310 - Contra Costa Community College District							
311 - Contra Costa College							
Building 7 FOOTBALL PRESS BOX					Contra Costa College		
Room #	Room Type	ASF	Stations	Dept	Prog	TOP/Service and Support	Status
525 Athletic/Physical Ed							

The following reports are available at the district level:

- [Building Reconciliation](#)
- [Building Summary](#)
- [Room Detail](#)
- [Space Inventory by Room Type](#)
- [Space Inventory by TOP Code](#)
- [Temporary Buildings](#)
- [Unassigned Space](#)

Building Reconciliation Report

Available on: District page, Campus page, CCCCCO page.

Filters:

- Baseline Year
- Comparison Year
- Include Building Details: Yes/No

The Building Reconciliation Report allows comparison of between the Space Inventory for two different years. This report provides a detailed comparison of the Space Inventory using many different metrics, showing any changes between the selected years with a color-coded summary for easy analysis. The report compares the inventory for the year being viewed by the user with the year selected using the Baseline Year filter on the Report Viewer. For example, if the user selects this report while reviewing the district-level inventory for 2017-18, the comparison will be between the district's Space Inventory as of 2017 with the validated inventory for the Baseline Year selected in the report viewer.

By default, the report shows the summary information at the district level, and building-level details can be shown by selecting "Yes" for the Include Building Details filter on the report viewer as illustrated in the screen shot below.

Report Format: HTML PDF EXCEL

Baseline Year: 2017 Comparison Year: 2010 Include Building Details? Yes No

Auto-Submit

FUSION2 Space Inventory		Building Reconciliation Report (2017 & 2010)					
310 - Contra Costa Community College District							
District Baseline Year Totals	Acres	Buildings	Rooms	OGSF	ASF	Stations	Inv Yr
District Comparison Year Totals	329.61	99	2,624	1,640,527	1,168,151	25,958	2017
District Year-to-Year Change (Total)	0	0	188	93,316	49,521	-67	2010
District Year-to-Year Change (Percentage)	0%	0%	7%	6%	4%	0%	
311 - Contra Costa College							
Campus Baseline Year Totals		Buildings	Rooms	OGSF	ASF	Stations	Inv Yr
Campus Comparison Year Totals		27	683	468,939	320,613	6,717	2017
Campus Year-to-Year Change (Total)		26	633	404,592	287,740	6,354	2010
Campus Year-to-Year Change (Percentage)		1	50	64,347	32,873	363	
Campus Year-to-Year Change (Percentage)		4%	7%	14%	10%	5%	

Building Summary Report

Available on: District page, Campus page.

Filters:

- Campus (when viewed at the district level).

This report lists basic information on the buildings in a district, broken down by campus and individual building, as shown in the screenshot below.

Report Format: HTML PDF EXCEL

Campus: Sort by:

Auto-Submit

FUSION2 Space Inventory		Building Summary Report (2017 - 2018)								
310 - Contra Costa Community College District										
311 - Contra Costa College										
Bldg #	Building Name	Year Built	Rooms	Stations	ASF	OGSF	Efficiency	Ownership	Construction	Plan
7	FOOTBALL PRESS BOX	1982	1	0	480	490	98.0%		Wood Frame	P
8	FOOTBALL CONCESSION BLDG	1982	1	0	350	375	93.3%	Owned in fee simple	Wood Frame	P
9	BASEBALL PRESS BOX	1982	1	0	86	91	94.5%	Owned in fee simple	Wood Frame	P
10	GYMNASIUM	1957	4	0	17,659	18,092	97.6%	Owned in fee simple	Heavy Timber	P
11	HUMANITIES	1954	0	0	0	21,036	0.0%	Owned in fee simple	Fire resistive - Concrete	P
12	PE STORAGE	1995	4	0	1,868	2,232	83.7%	Owned in fee simple	Fire resistive - Concrete	P

Room Detail Report

Available on: District page, Campus and Building pages.

Filters:

- Room Status
- Room Use
- TOP/Service

This report lists basic information on the buildings in a district, broken down by rooms in each building. As shown in the screenshot below, all Room Use Types, all TOP Codes and all Room Statuses except for Nonassignable (N) are included in the report by default. But the report allows the user to filter by any combination of Room Status, TOP Code and Room Use Type providing a highly flexible method to analyze the room information in the selected district, campus or building.

Report Format: HTML, PDF, EXCEL
 Room Status: A - Active, D - Deactivated, N - Nonassignable, U - Unclassified
 Room Use: ALL
 TOP/Service: ALL
 Sort by: Room Number
 View Report Auto-Submit

FUSION2		Room Detail Report (2017 - 2018)					
Space Inventory		310 - Contra Costa Community College District					
		311 - Contra Costa College					
Building 7 FOOTBALL PRESS BOX		Contra Costa College					
Room #	Room Type	ASF	Stations	Dept	Prog	TOP/Service and Support	Status
1	525 Athletic/Physical Ed Service	480	0	1	11	0835 Physical Education	A
Total Rooms: 1		480	0				

Space Inventory by Room Type Report

Available on: District page.

This report breaks down ASF totals by Title V categories by district for the entire CCC system.

FUSION2		Space Inventory by Room Type (2017 - 2018)					
Space Inventory		310 - Contra Costa Community College District					
Campus	Lecture	Lab	Office	Library	AV/TV	Other	Total ASF
Brentwood Education Center	7,856	6,507	2,515	0	156	687	17,721
Contra Costa College	64,134	61,983	66,600	23,050	49,042	90,891	355,700
Contra Costa District Office*	0	0	11,127	0	0	12,412	23,539
Diablo Valley College	70,065	113,001	78,467	43,439	71,509	133,481	509,962
Los Medanos College	37,394	72,512	46,426	25,690	46,833	51,124	279,979
San Ramon Center	10,396	17,952	7,982	3,597	3,450	4,080	47,457
District Totals:	189,845	271,955	213,117	95,776	170,990	292,675	1,234,358

Space Inventory by TOP Code Report

Available on: District page.

This report breaks down ASF totals by room TOP code by district for the entire CCC system.

310 - Contra Costa Community College District	
311 - Contra Costa College	
TOP Code	ASF Total
0099 - General Assignment	59,748
0401 - Biology, General	1,025
0403 - Microbiology	1,295
0407 - Zoology, General	1,421
0410 - Anatomy and Physiology	3,258
0430 - Biotechnology and Biomedical Technology	3,650
0499 - Other Biological Sciences	350
0502 - Accounting	704

Temporary Buildings Report

Available on: District page.

This report lists temporary buildings by district, listing building number, condition, year, total ASF, and ASF broken down by Title V code.

310 - Contra Costa Community College District			Temporary Buildings Report (2017 - 2018)						
311 - Contra Costa College			Title V ASF						
Building	Condition	Year	Lecture	Lab	Office	Library	AV/TV	Other	Total
MAINT/POLICE OFFICES	Satisfactory	1967			1,304			1,555	2,859
313 - Los Medanos College			Title V ASF						
Building	Condition	Year	Lecture	Lab	Office	Library	AV/TV	Other	Total
Student Life	Satisfactory	1998			297			1,095	1,392
EE Tec Portable Classroo	Satisfactory	2008		905					905

Unassigned Space Report

Available on: District, Campus and Building pages.

Filters:

- Building Status
- Room Status

This report shows the room-level details for unassigned space for the selected district, campus or building, along with building-level totals for each building that contains unassigned space as shown below.

Output Type: HTML PDF EXCEL

Building Status: A - Active D - Deactivated O - Offline U - Unclassified

Room Status: N - Nonassignable U - Unclassified

[View Report](#) Auto-Submit

FUSION2		Unassigned Space Report (2017 - 2018)				
Space Inventory		310 - Contra Costa Community College District				
311 - Contra Costa College						
Building	Room #	Room Description	Status	GSF	ASF	Room Notes
8 FOOTBALL CONCESSION BLDG			A			
	2	Storage	U		0	
	3	Womens	U		0	
	4	Mens	U		0	
Total Rooms: 3				375	0	
Building	Room #	Room Description	Status	GSF	ASF	Room Notes
9 BASEBALL PRESS BOX			A			
	2	Storage	U		0	
	3	Womens	U		0	
	4	Mens	U		0	
Total Rooms: 3				91	0	